




SPOTTED LANTERNFLY

Checklist for Residents

Help keep spotted lanternfly from spreading. Before you travel or move any items stored outdoors within or out of the quarantine area, check for and remove all stages of spotted lanternfly. Use the guide below to know which items to check.


LIFE STAGES



Above images by PA Department of Agriculture

POTENTIAL EGG MASS LOCATIONS

Spotted lanternfly egg masses can be laid on any surface and need a careful eye for inspection! Below are some examples of egg masses on outdoor objects.




Brandon Zimmerman



Jenny Armstrong Powell



Heather Leach



Zil Fessler



Lori LaCava Beatrice



Liz Willow

DO YOUR PART TO HELP STOP THIS INVADER!



Look before you leave! Please confirm that you have inspected any of these items and related objects that appear on the list below before traveling or transporting them from the quarantine area (check all that apply).

☐ **Vehicle**

- Bumpers and wheel wells
- Under and inside vehicle
- Windshield wiper area

☐ **Recreational or
Camping Items**

- Backpacks
- Bicycles
- Boats/boat trailers
- Campers
- Ice chests
- Motor homes
- Motorcycles
- Recreational vehicles
- Snowmobiles
- Sports equipment
- Tarps
- Tents
- Other _____

☐ **Children's Playthings**

- Bicycles, scooters
- Kiddie pools

- Playhouses

- Sandboxes

- Yard games

- Other _____

☐ **Outdoor Household
Items**

- Barrels
- Cardboard or wooden boxes
- Firewood
- Outdoor furniture/lights
- Outdoor poles
- Plant containers
- Propane or oil tanks
- Refrigerators/freezers
- Shutters
- Storage sheds
- Storm/screen doors and windows
- Trash cans
- Window awnings
- Other _____

☐ **Building Materials**

- Bricks/cinder blocks
- Cement mixing tubs
- Lumber
- Pipes
- Roofing materials
- Skid steers/forklifts
- Tools and toolboxes
- Workbenches
- Other _____

☐ **Yard and Garden Items**

- Backhoes
- Barbecue grills
- Carts
- Cold frames
- Dog houses, rabbit sheds, chicken coops, etc.
- Fencing
- Garden tillers
- Garden tools
- Lawnmowers
- Sign and posts

- Storage sheds

- Tractors and trailers

- Trees, shrubs, and plants

- Yard decorations

- Other _____

Check yourself before getting into any vehicle to make sure there are no spotted lanternfly nymphs or adults on you.

If you find any life stage of spotted lanternfly, destroy them immediately. For egg masses, be sure you crush all eggs evenly. Alternatively, all life stages of spotted lanternfly can be placed permanently in a container with rubbing alcohol or hand sanitizer to destroy them.

By signing this checklist, I am confirming that I have inspected my vehicle and those items I am moving from the spotted lanternfly quarantine area, and I do not see any spotted lanternfly egg masses or other life stages in or on anything I am moving.

SIGNATURE

DATE

ADDRESS

Please sign, date, and keep this checklist in your vehicle, and use it each time you need it. For more information and to see the latest map of quarantined counties, visit agriculture.pa.gov/spottedlanternfly.

EE0356 50M02/20mpc